

TrueNet®

Glide Cable Management Solutions

Issue 1



Features:

- Integrated front, rear, horizontal, and vertical cable management
- Patented rib cage design eliminates horizontal support trays and bars
- Supports up to 912 ports on a single rack
- Built-in bend radius protection ensures network integrity
- Designed for quick and easy moves, adds, and changes
- Optional slack managers available for 200-, 254-, and 305-mm widths
- Fits standard EIA rack with three-inch channel
- Used for single rack or as inter-rack unit
- Optional crossover troughs and horizontal cable managers available
- Optional EIA-standard horizontal support bars available

SPEC SHEET



adckrone.com/au • 1800 801 298 • helpdesk.au@adckrone.com

Upper and lower crossover managers with vertical cable managers enable easy, intuitive cable routing.

Figure 1: Connect ports to the same side of the same bay using vertical cable managers with slack managers for handling extra cable lengths.

Figure 2: Vertical cable managers integrate cables and maintain neatness in ladder rack and raised floor applications.

Figure 3: Upper and lower crossover managers enable connection of ports on opposite sides of the bay while maintaining an orderly appearance.

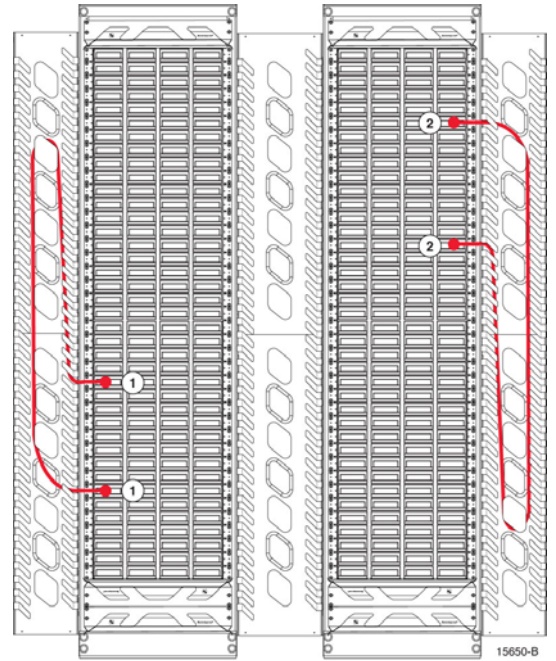


Figure 1

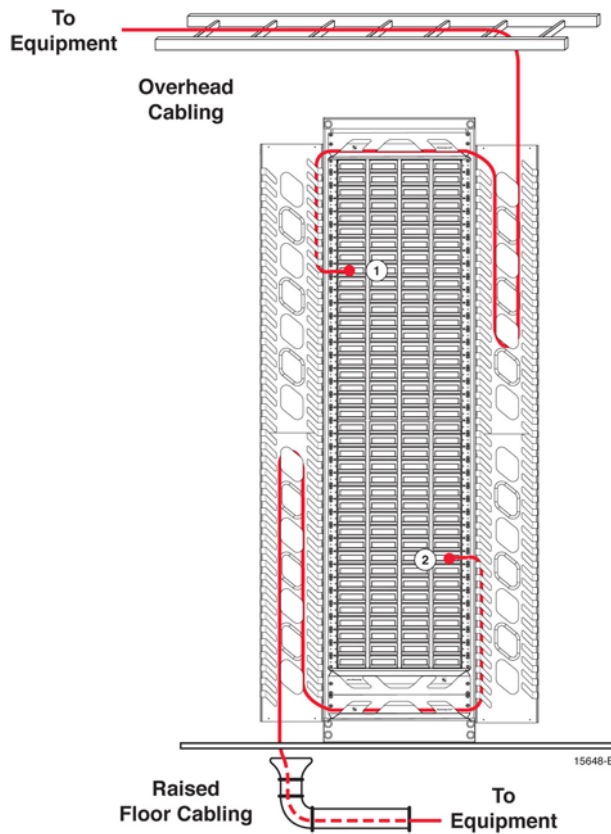


Figure 2

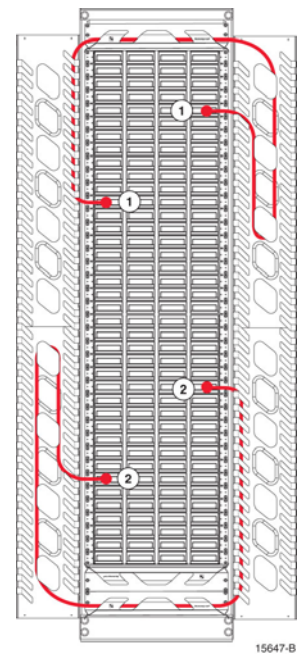
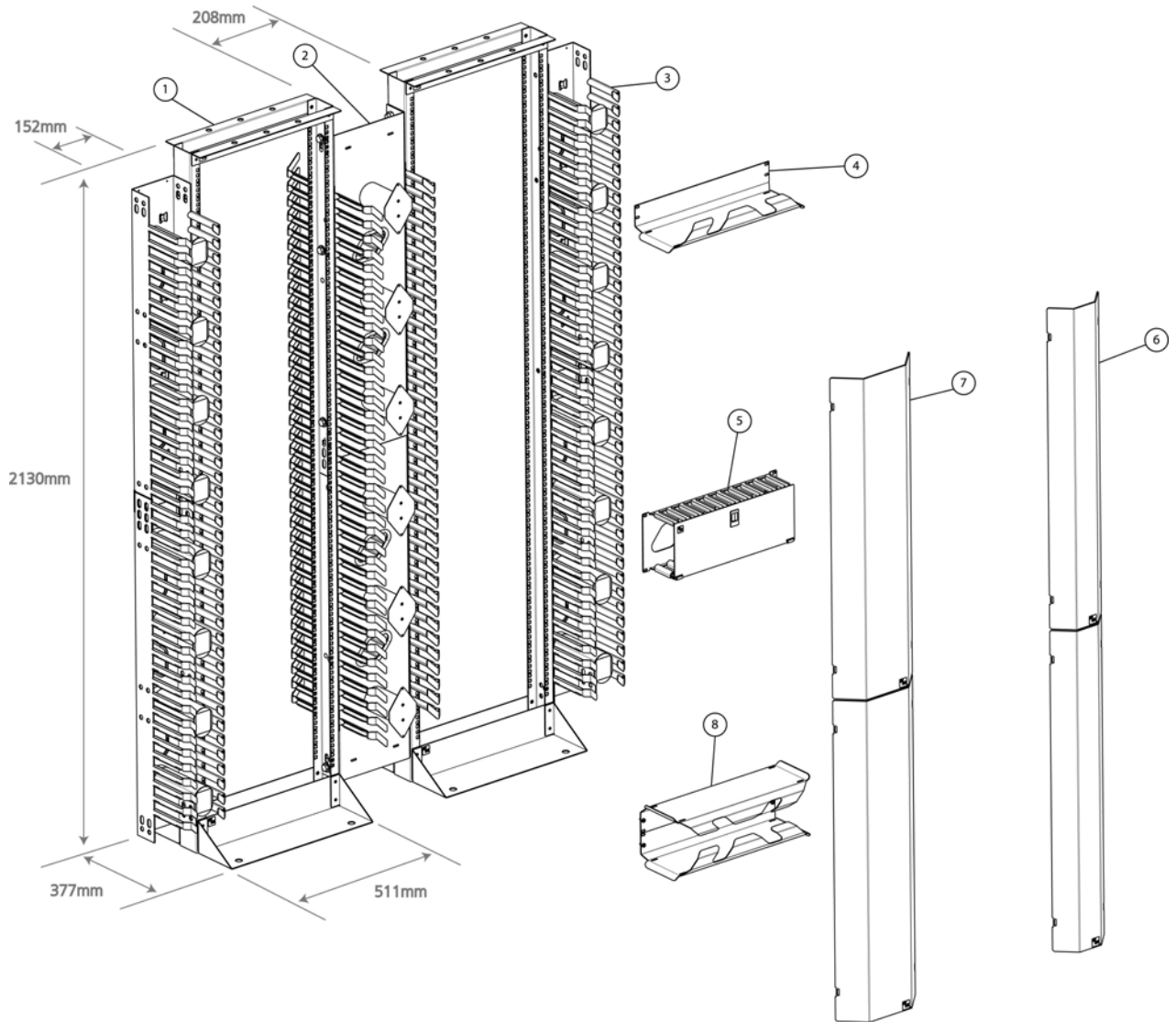


Figure 3



Key (Product Numbers)

1 -- 6460 1 141-00	5 – ADCCMHIB-2U
2 – ADCCMS-08	6 – ADCC06-2
3 – ADCCMVIBS06F-2	7 – ADCCMVIBC08B4
4 – ADCCMTG02	8 – ADCCMTG04

Vertical Mount Managers



Glide 6"



Glide 8"

Specifications

Material: Powder coated mild steel frame
 Plastic spools and edge protectors

Ordering Information

Description	Product No.
Glide 6" Vertical Cable Manager, front only Vertical mounted Glide cable manager, black in colour and 6" (152mm) wide. Eliminates horizontal patch cord minders. The 4 integrated slack managers allow patch cords of any length to be routed neatly whilst still easily accessible. Ideal for use at the start or end of an installation of racks. To equip both sides of a 19" rack, order 2 of these parts.	ADCCMVIBS06F-2
Glide Vertical Cable Manager, front and rear Vertical mounted Glide cable manager, black. Patented rib cage design eliminates horizontal patch cord minders and rear cable management trays. The 4 integrated slack managers allow patch cords of any length to be routed neatly whilst still easily accessible. Ideal for use in between racks as an interconnect. To equip both sides of a 19" rack, order 2 of these parts.	
Glide 8" Vertical Cable Manager (200mm) Glide 10" Vertical Cable Manager (254mm) Glide 12" Vertical Cable Manager (300mm)	ADCCMS-08 ADCCMS-10 ADCCMS-12

Hinged Covers



Specifications

Material: Powder coated aluminium

Ordering Information

Description	Product No.
Glide 6" Hinged Cover Hinged black cover to suit the Glide 6" vertical cable manager, front only. The kit contains (2) covers for one side of the 19" rack. To cover both sides of a 19" rack, order 2 kits.	ADCC06-02
Glide 8" Hinged Cover Hinged black cover to suit the Glide 8" vertical cable manager. The kit contains (4) covers for both the front and rear. To equip both sides of a 19" rack both front and rear, order 2 kits.	ADCCMVIBC08B4
Glide 10" Hinged Cover Hinged black cover to suit the Glide 10" vertical cable manager. The kit contains (4) covers for both the front and rear. To equip both sides of a 19" rack both front and rear, order 2 kits.	ADCCMVIBC10B4
Glide 12" Hinged Cover Hinged black cover to suit the Glide 12" vertical cable manager. The kit contains (4) covers for both the front and rear. To equip both sides of a 19" rack both front and rear, order 2 kits.	ADCCMVIBC12B4


Horizontal Mount Managers



Glide 2RU Horizontal Crossover Trough



Glide 4RU Horizontal Crossover Trough



Glide 2RU Horizontal Cable Manager

Specifications

Material: Powder coated aluminium
 Plastic edge protectors on horizontal cable manager

Ordering Information

Description	Product No.
Glide 2RU Horizontal Crossover Trough Horizontal Glide crossover trough handles all cable and patch cord routing requirements, black in colour and 2RU. Designed for top, middle or bottom of rack. Built in bend radius protection ensures network integrity. To equip both the front and rear of the 19" rack, order 2 of these parts.	ADCCMTG02
Glide 4RU Horizontal Crossover Trough Horizontal Glide crossover trough handles all cable and patch cord routing requirements, black in colour and 4RU. Designed for top, middle or bottom of rack. Built in bend radius protection ensures network integrity. To equip both the front and rear of the 19" rack, order 2 of these parts.	ADCCMTG02
Glide 2RU Horizontal Cable Manager Horizontal Glide cable manager handles all cable and patch cord routing requirements, black in colour and 2RU. Designed for top, middle or bottom of rack. Built in bend radius protection ensures network integrity. Front cover hinges down to allow easy access when required. To equip both the front and rear of the 19" rack, order 2 of these parts.	ADCCMHIB-2U

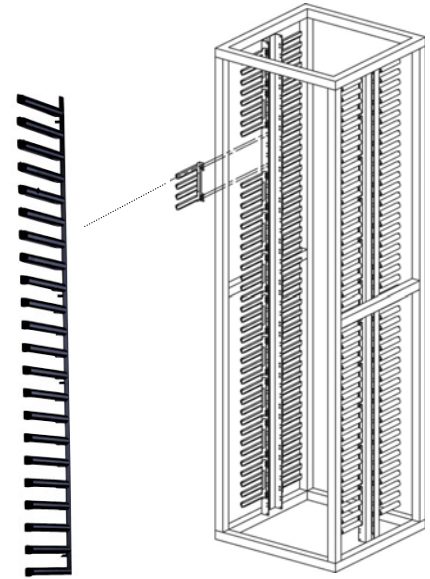
TrueNet®

Glide Cable Management Solutions

Rack



Rack 44RU



Glide Cable Manager
Cabinet mount

Specifications

Material: Powder coated mild steel frame
 Plastic edge protectors on cable manager

Ordering Information

Description	Product No.
Glide 19" Rack, 44RU, black, accommodates cage nuts	6460 1 141-00
Glide Cable Manager, cabinet mount – 4 per pack 6" x 10RU	ADCCMVIB-CB10-4
Glide Cable Manager, cabinet mount, with cable retention, 4 per pack 6" X 20RU Equips standard 2.1m cabinet with front or rear cable management. Order two 4-packs to equip front and rear of cabinet.	ADCCMVIB-6CB20-4

SPEC SHEET



www.adckrone.com/au
 AUSTRALIA 2 Hereford Street, Berkeley Vale NSW 2261
 Mailing Address: PO Box 335, Wyong NSW 2259, Australia
 Sales Support: 1800 801 298

www.adckrone.com/nz
 NEW ZEALAND 2 Nevis Street, Petone, Wellington
 Mailing Address: PO Box 38-177, Wellington Mail Centre 6008, New Zealand
 Sales Support: 0800 657 663

ADC Telecommunications, Inc., P.O. Box 1101, Minneapolis, Minnesota USA 55440-1101
 Specifications published here are current as of the date of publication of this document. Because we are continuously improving our products, ADC reserves the right to change specifications without prior notice. At any time, you may verify product specifications by contacting our headquarters office in Minneapolis. ADC Telecommunications, Inc. views its patent portfolio as an important corporate asset and vigorously enforces its patents. Products or features contained herein may be covered by one or more U.S. or foreign patents. An Equal Opportunity Employer

ADCCM / Issue 1 © 2010 ADC Telecommunications, Inc. All Rights Reserved.